

03.14.MB Oil Level Sensor (Remove and Install New Part)

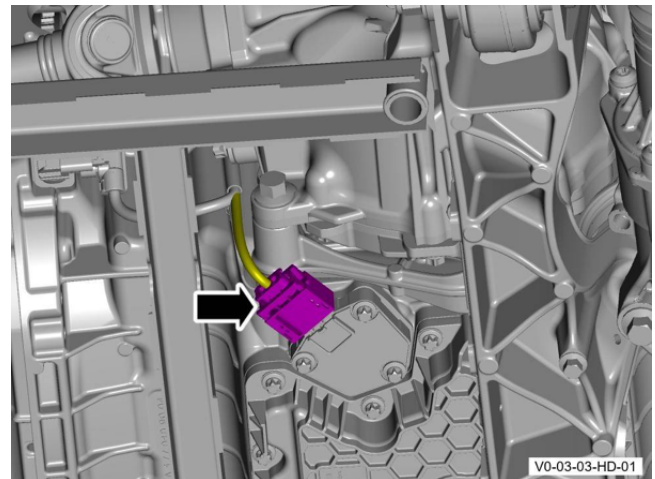
- ▣ WSM Data
- ▣ Included Procedures
- ▣ Is Used In

Removal

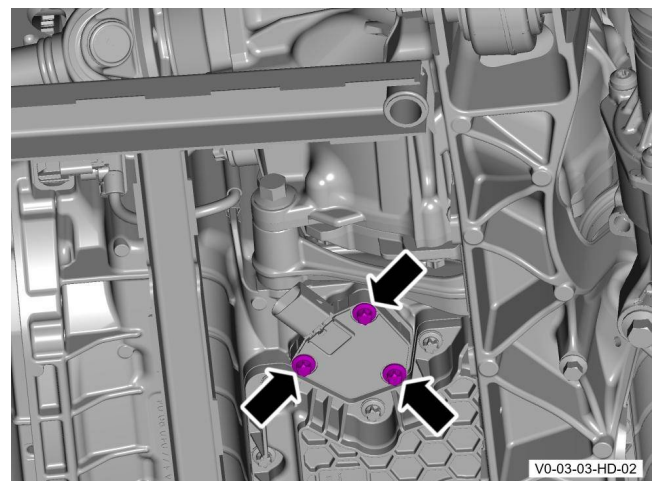
1. Drain the engine oil (03.02.AC - Oil).

[Open Workshop Manual Procedure]

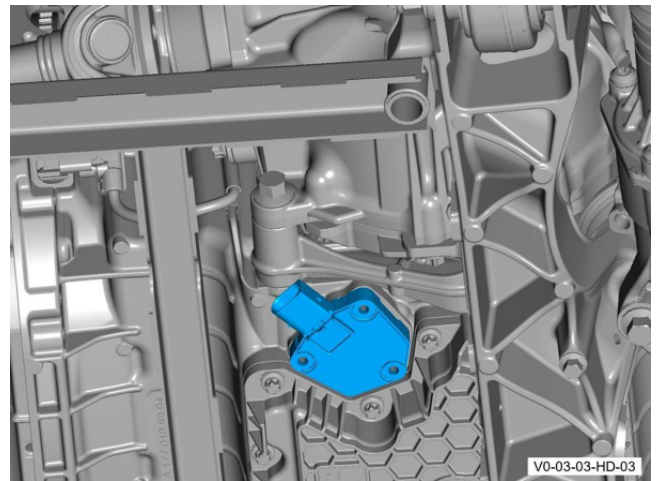
2. Disconnect the electrical connector for the engine oil level sensor.



3. Remove the three bolts that attach the engine oil level sensor to the engine.
 - For installation: Torque the three bolts to 8 Nm



4. Remove the engine oil level sensor.



Install

1. Installation is the opposite of the removal sequence.

Published date: 2019-01-16 Procedure last changed: 2019-03-29 19:00:45